

American English




RAHNAMA
P R E S S

@RAHNAMAPRESS
WWW.RAHNAMAPRESS.COM

First Friends 3

Student Book

Susan Iannuzzi



OXFORD

Student Audio CD with songs,
stories, and everyday English

Level 3 Scope and Sequence

Topics & Objectives	Vocabulary	Structure	Values & Everyday English	Songs, Projects, & Explore	Phonics
1 Hello (Introduction review) <ul style="list-style-type: none"> Talk about the days of the week Review the alphabet Review initial sounds 	Monday Tuesday Wednesday Thursday Friday Saturday Sunday	I'm ... What day is it? It's (Monday).	Being helpful Can you help me, please? Sure.	It's a nice day a-z song Explore: My Week	Revision: <ul style="list-style-type: none"> alphabet initial sounds
2 Our School (School people and places) <ul style="list-style-type: none"> Ask about and identify people in school Ask about and identify places in school 	classroom friend music room playground sandbox school bus seesaw teacher	What's this? It's (a sandbox). Who's this? She's / He's (a teacher).	Taking pride in your school I love our school. Yes, it's great. The classroom looks great.	Listen... Listen... sh song Explore: Music	Digraph sh sheep shoes fish
3 My Feelings <ul style="list-style-type: none"> Talk about feelings Ask about other people's feelings 	cold happy hot hungry sad thirsty scared sleepy	Are you (cold)? Yes, I am. No, I'm not.	Thinking of others Look out! Are you OK? I think so.	If you're happy and you know it th song Explore: Pets	Digraph th throw thumb bath
4 I Can Jump! (Abilities) <ul style="list-style-type: none"> Talk about ability 	catch climb draw jump run write read sing	I can (jump). I can't (sing).	Being modest Yours is, too. Good job!	I can jump My insect can climb ch song Project: Making a number insect	Digraph ch chocolate beach kitchen
5 My Home (Rooms and objects) <ul style="list-style-type: none"> Describe a scene 	bathroom bedroom dining room kitchen living room plant sofa TV	There is (a kitchen). There are (plants).	Appreciating nature Don't break the plants. I'll be careful.	Look at my house! a song Explore: Plants and flowers	CVC words with a cat hat mat



Topics & objectives	Vocabulary	Structure	Values & Everyday English	Songs, Projects, & Explore	Phonics
6 My Room (Bedroom objects) <ul style="list-style-type: none"> Describe the location of objects in a room using prepositions 	bed blanket closet pillow shelf in on under 1–20 (review)	Where is it? <i>It's in (the closet).</i> <i>It's on (the bed).</i> <i>It's under (the bed).</i>	Keeping your room neat <i>Let's make the bed.</i> <i>Please help me.</i> <i>That's better.</i>	Put your hand on your head e song Explore: Beds	CVC words with e jet net wet
7 On Vacation <ul style="list-style-type: none"> Ask about quantity Count the number of objects in a scene 	beach bucket crab sandcastle sea shell spade umbrella	How many (shells) are there? <i>There are (ten).</i>	Telling the truth <i>We did it.</i> <i>We're sorry.</i>	Ten umbrellas in the sun Sitting on the beach i song Project: Making an under-the-sea collage	CVC words with i big dig wig
8 Let's Eat! (Foods) <ul style="list-style-type: none"> Describe what food people have 	cheese chicken fish milk potato rice salad soup	<i>She / He has (rice).</i>	Respecting your elders <i>Watch me.</i> <i>Go ahead.</i> <i>Now you try.</i>	I love food! o song Explore: Breakfast Time	CVC words with o hop mop top
9 Festival Fun! <ul style="list-style-type: none"> Talk about other people's ability 	acrobat bicycle clown drum juggler parrot tent	<i>She / He can (climb).</i> <i>It can (sing).</i>	Keeping places clean <i>Please pick that up.</i> <i>Throw it away.</i>	Let's all go to the festival u song Explore: The Circus	CVC words with u bun run sun
10 Jobs <ul style="list-style-type: none"> Ask about people and identify their jobs 	doctor farmer firefighter nurse pilot police officer singer taxi driver	<i>Is she / he (a doctor)?</i> <i>Yes, she / he is.</i> <i>No, she / he isn't.</i>	Being safe <i>Wait. It's not safe.</i> <i>It's safe now.</i> <i>Let's cross.</i>	How are you today? Bean plant, bean plant Project: Growing a bean plant	Review



Unit 1

Hello!

Vocabulary

Lesson 1

Listen and say. 🎧 1

Say and do.

Listen and say. 🎧 2

Monday

Tuesday

Wednesday

Thursday

Friday

Saturday

Sunday

Monday

40



Structure

Lesson 2

Listen and say. ♪ 3

Say and do.

Listen, sing, and do. ♪ 4



Story

Lesson 3

Look and say.

Listen. » 5

Listen and act. » 5




It's Saturday!




It's Saturday!



Let's play.



Give me the ball.



Kick, Adam. Kick!



Values

Lesson 4

Listen and say. 6

Say and do.

Act.



Value: being helpful
Everyday English: *Can you help me, please? Sure. You're welcome.*

Unit 1 Lesson 4

7

Explore

Lesson 5

Look and listen. 🎧 7

Listen and read. 🎧 7

Read and say.

My Week

It's Monday.



I'm at school.



My dad is at home.

It's Sunday.



My grandma and grandpa are here.

Phonics

Lesson 6

Look and say.
Listen and sing. 🎧 8
Find.

Aa 

Cc 

Gg 

Kk 

Oo 

Ss 

Ww

Bb 

Dd 

Hh 

Ll 

Pp 

Tt 

Xx 

Ee 

Ii 

Mm 

Qq 

Uu 

Yy 

Ff 

Jj 

Nn 

Rr 

Vv 

Zz 


First Friends

*first for English, first for fun,
first for young children*

First Friends is a three-level course that makes the first years of learning English motivating and fun.

- The special phonics program is ideal for building letter-recognition skills and letter formation.
- Everyday English is taught through the context of important social values such as learning to share.
- Practical cross-curricular lessons link with other subjects such as math and science.
- Engaging activities focus on making connections and seeing patterns, improving critical thinking skills.



Oxford › making  sense

- Student Book with Student Audio CD featuring songs, stories and everyday English
- Activity Book
- Split editions A & B:
Student Book + Activity Book + Student Audio CD
- Teacher's Book
- Picture Cards
- Class Audio CD
- Oxford iTools: Digital Classroom Resources

OXFORD
UNIVERSITY PRESS

www.oup.com/elt

ISBN 978-0-19-443345-7



9 780194 433457